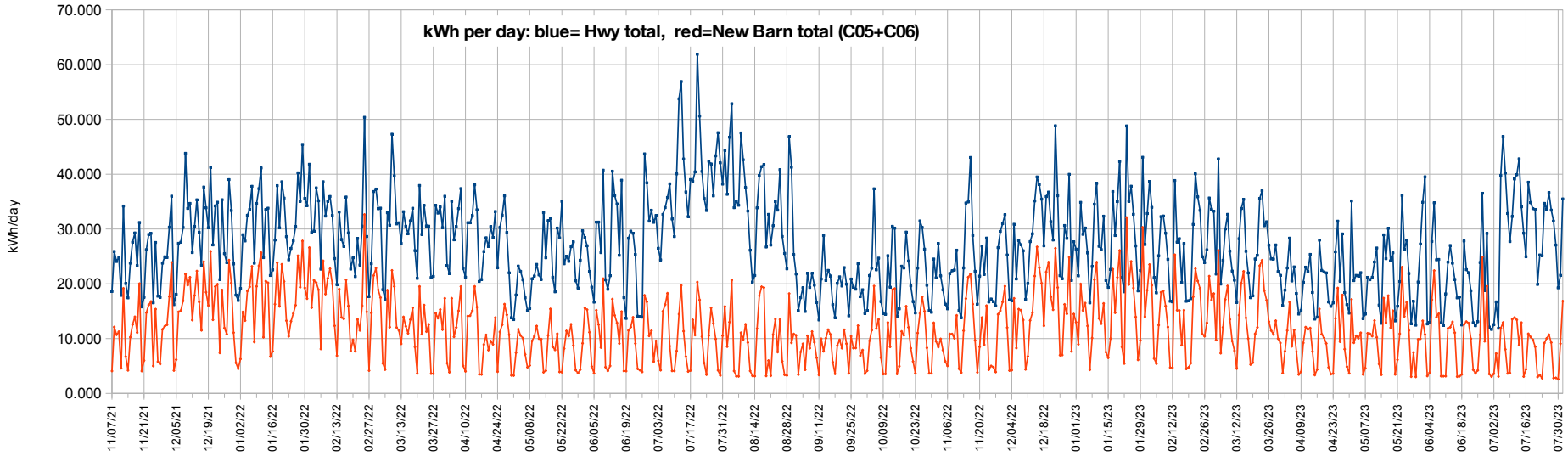
kWh per day: blue= Hwy total, red=New Barn total (C05+C06)
kWh/day
70.000
60.000
50.000
40.000
30.000
20.000
10.000
0.000
11/07/21
11/21/21
12/05/21
12/19/21
01/02/22
01/16/22
01/30/22
02/13/22
02/27/22
03/13/22
03/27/22
04/10/22
04/24/22
05/08/22
05/22/22
06/05/22
06/19/22
07/03/22
07/17/22
07/31/22
08/14/22
08/28/22
09/11/22
09/25/22
10/09/22
10/23/22
11/06/22
11/20/22
12/04/22
12/18/22
01/01/23
01/15/23
01/29/23
02/12/23
02/26/23
03/12/23
03/26/23
04/09/23
04/23/23
05/07/23
05/21/23
06/04/23
06/18/23
07/02/23
07/16/23
07/30/23

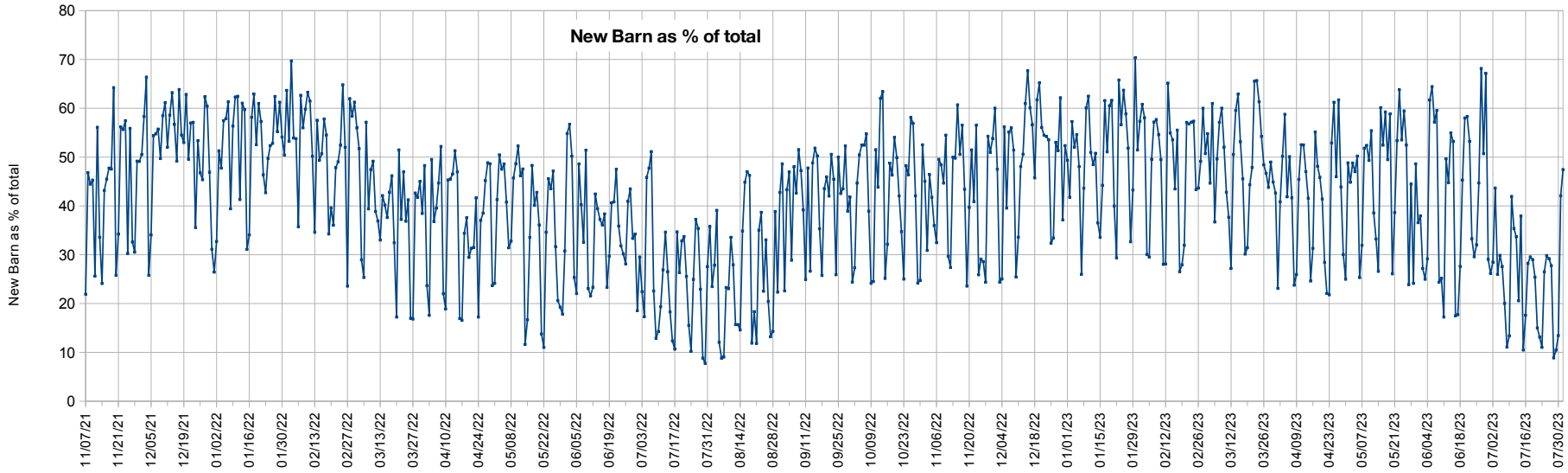
New Barn as % of total
New Barn as % of total
80
70
60
50
40
30
20
10
0
11/07/21
11/21/21
12/05/21
12/19/21
01/02/22
01/16/22
01/30/22
02/13/22
02/27/22
03/13/22
03/27/22
04/10/22
04/24/22
05/08/22
05/22/22
06/05/22
06/19/22
07/03/22
07/17/22
07/31/22
08/14/22
08/28/22
09/11/22
09/25/22
10/09/22
10/23/22
11/06/22
11/20/22
12/04/22
12/18/22
01/01/23
01/15/23
01/29/23
02/12/23
02/26/23
03/12/23
03/26/23
04/09/23
04/23/23
05/07/23
05/21/23
06/04/23
06/18/23
07/02/23
07/16/23
07/30/23

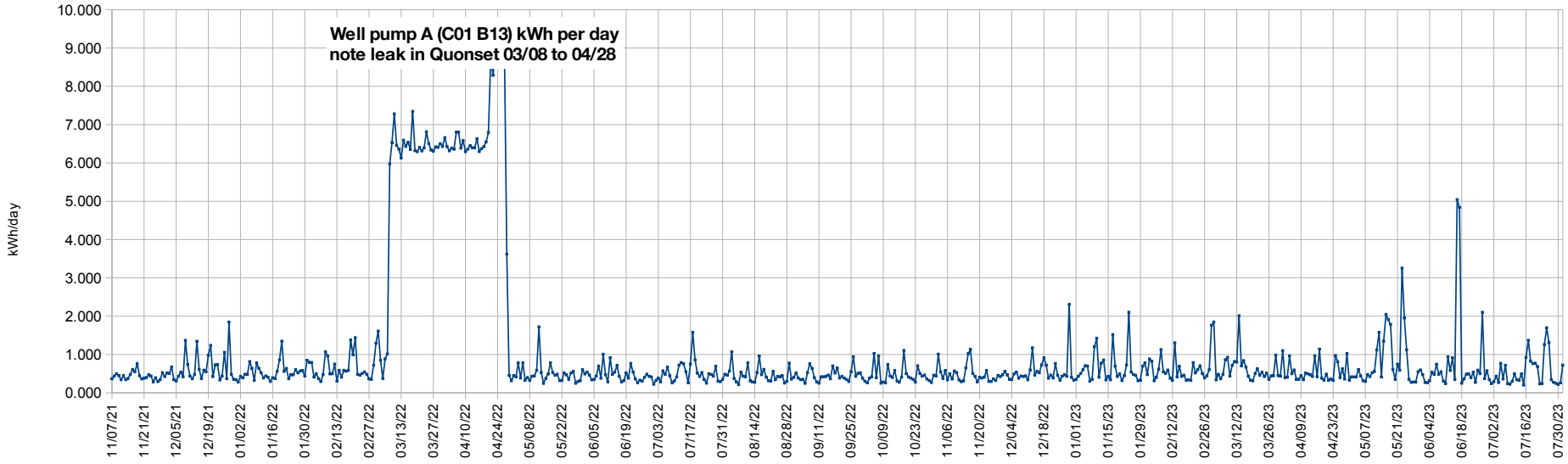
Well pump A (C01 B13) kWh per day
note leak in Quonset 03/08 to 04/28
kWh/day
10.000
9.000
8.000
7.000
6.000
5.000
4.000
3.000
2.000
1.000
0.000
11/07/21
11/21/21
12/05/21
12/19/21
01/02/22
01/16/22
01/30/22
02/13/22
02/27/22
03/13/22
03/27/22
04/10/22
04/24/22
05/08/22
05/22/22
06/05/22
06/19/22
07/03/22
07/17/22
07/31/22
08/14/22
08/28/22
09/11/22
09/25/22
10/09/22
10/23/22
11/06/22
11/20/22
12/04/22
12/18/22
01/01/23
01/15/23
01/29/23
02/12/23
02/26/23
03/12/23
03/26/23
04/09/23
04/23/23
05/07/23
05/21/23
06/04/23
06/18/23
07/02/23
07/16/23
07/30/23

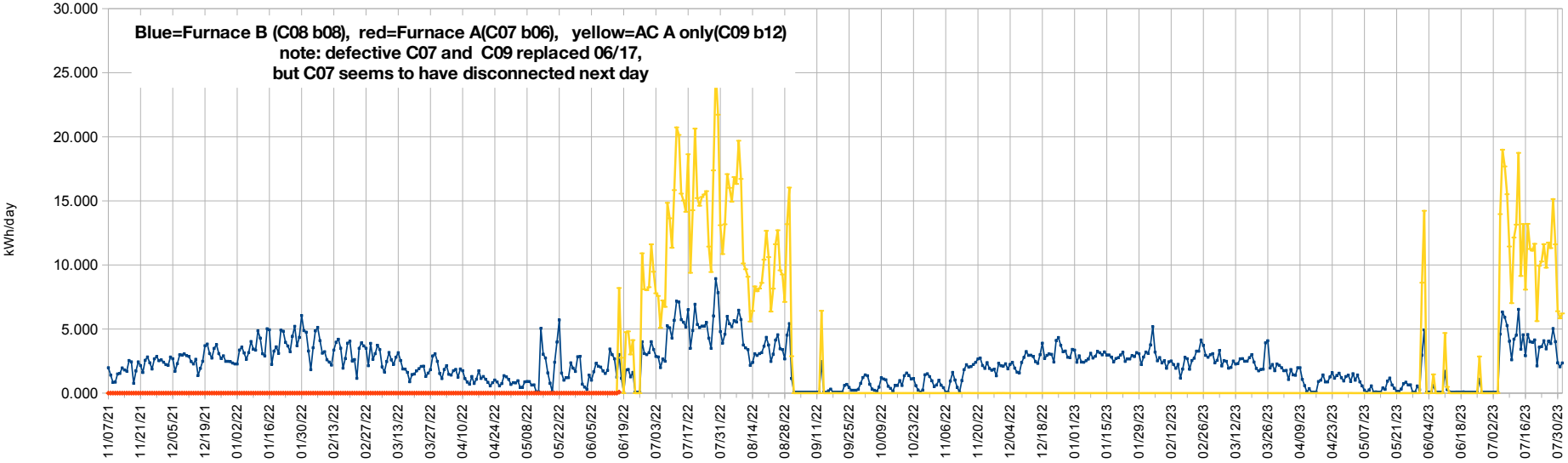
Blue=Furnace B (C08 b08), red=Furnace A(C07 b06), yellow=AC A only(C09 b12)
note: defective C07 and C09 replaced 06/17,
but C07 seems to have disconnected next day
kWh/day
30.000
25.000
20.000
15.000
10.000
5.000
0.000
11/07/21
11/21/21
12/05/21
12/19/21
01/02/22
01/16/22
01/30/22
02/13/22
02/27/22
03/13/22
03/27/22
04/10/22
04/24/22
05/08/22
05/22/22
06/05/22
06/19/22
07/03/22
07/17/22
07/31/22
08/14/22
08/28/22
09/11/22
09/25/22
10/09/22
10/23/22
11/06/22
11/20/22
12/04/22
12/18/22
01/01/23
01/15/23
01/29/23
02/12/23
02/26/23
03/12/23
03/26/23
04/09/23
04/23/23
05/07/23
05/21/23
06/04/23
06/18/23
07/02/23
07/16/23
07/30/23

C10 b15

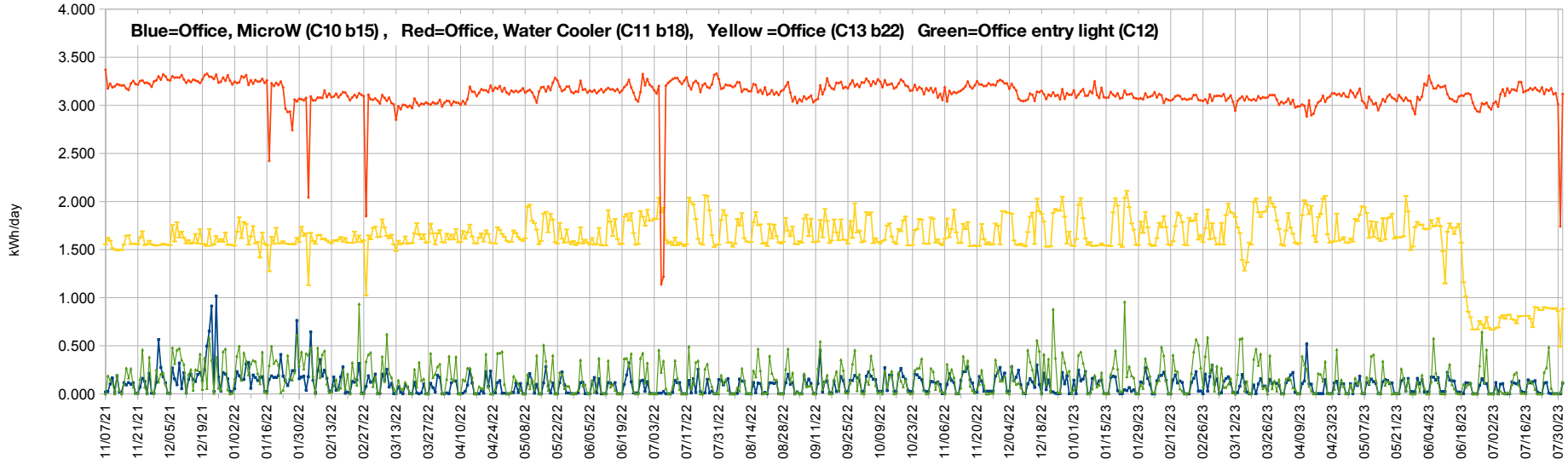
Blue=Office, MicroW (C10 b15) , Red=Office, Water Cooler (C11 b18), Yellow =Office (C13 b22) Green=Office entry light (C12)
kWh/day
4.000
3.500
3.000
2.500
2.000
1.500
1.000
0.500
0.000
11/07/21
11/21/21
12/05/21
12/19/21
01/02/22
01/16/22
01/30/22
02/13/22
02/27/22
03/13/22
03/27/22
04/10/22
04/24/22
05/08/22
05/22/22
06/05/22
06/19/22
07/03/22
07/17/22
07/31/22
08/14/22
08/28/22
09/11/22
09/25/22
10/09/22
10/23/22
11/06/22
11/20/22
12/04/22
12/18/22
01/01/23
01/15/23
01/29/23
02/12/23
02/26/23
03/12/23
03/26/23
04/09/23
04/23/23
05/07/23
05/21/23
06/04/23
06/18/23
07/02/23
07/16/23
07/30/23

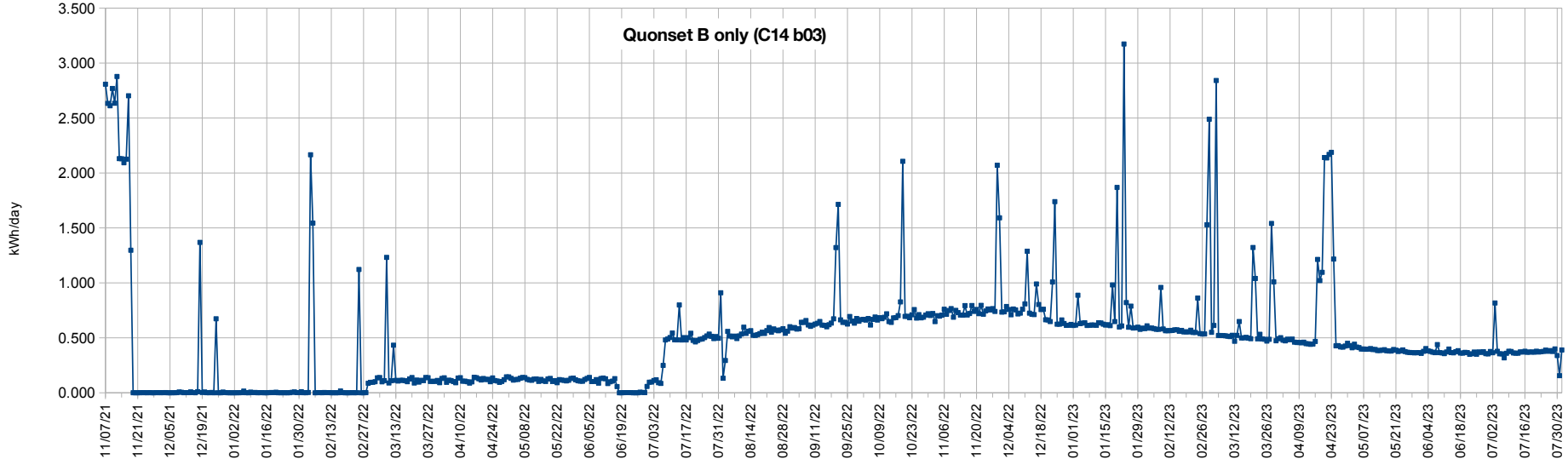
Quonset B only (C14 b03)
kWh/day
3.500
3.000
2.500
2.000
1.500
1.000
0.500
0.000
11/07/21
11/21/21
12/05/21
12/19/21
01/02/22
01/16/22
01/30/22
02/13/22
02/27/22
03/13/22
03/27/22
04/10/22
04/24/22
05/08/22
05/22/22
06/05/22
06/19/22
07/03/22
07/17/22
07/31/22
08/14/22
08/28/22
09/11/22
09/25/22
10/09/22
10/23/22
11/06/22
11/20/22
12/04/22
12/18/22
01/01/23
01/15/23
01/29/23
02/12/23
02/26/23
03/12/23
03/26/23
04/09/23
04/23/23
05/07/23
05/21/23
06/04/23
06/18/23
07/02/23
07/16/23
07/30/23

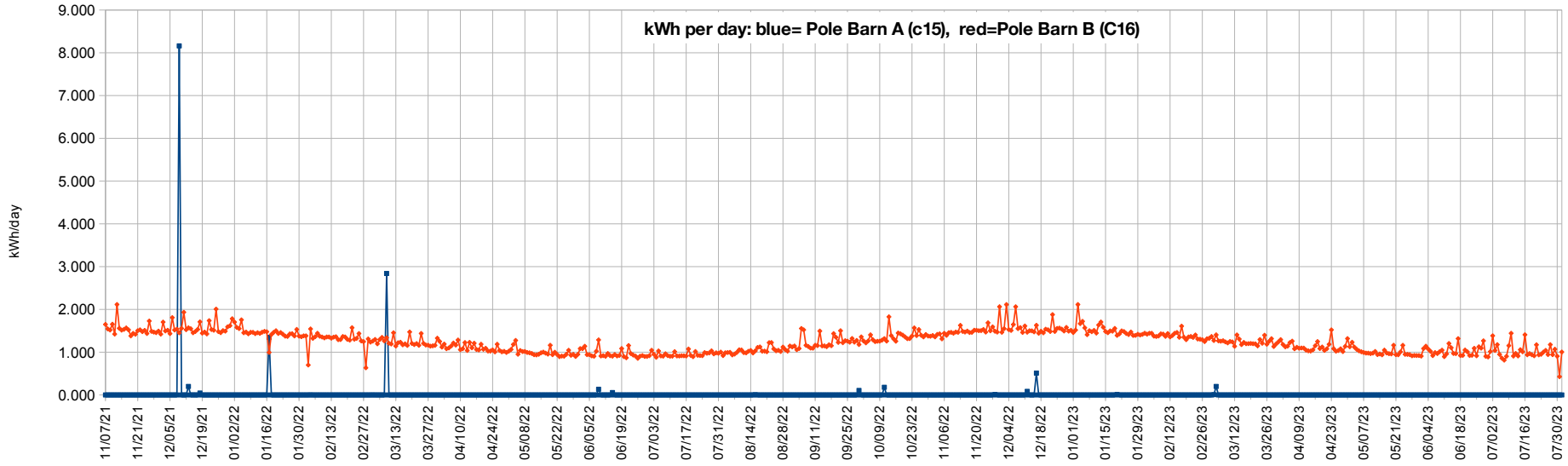
kWh per day: blue= Pole Barn A (c15), red=Pole Barn B (C16)
kWh/day
9.000
8.000
7.000
6.000
5.000
4.000
3.000
2.000
1.000
0.000
11/07/21
11/21/21
12/05/21
12/19/21
01/02/22
01/16/22
01/30/22
02/13/22
02/27/22
03/13/22
03/27/22
04/10/22
04/24/22
05/08/22
05/22/22
06/05/22
06/19/22
07/03/22
07/17/22
07/31/22
08/14/22
08/28/22
09/11/22
09/25/22
10/09/22
10/23/22
11/06/22
11/20/22
12/04/22
12/18/22
01/01/23
01/15/23
01/29/23
02/12/23
02/26/23
03/12/23
03/26/23
04/09/23
04/23/23
05/07/23
05/21/23
06/04/23
06/18/23
07/02/23
07/16/23
07/30/23

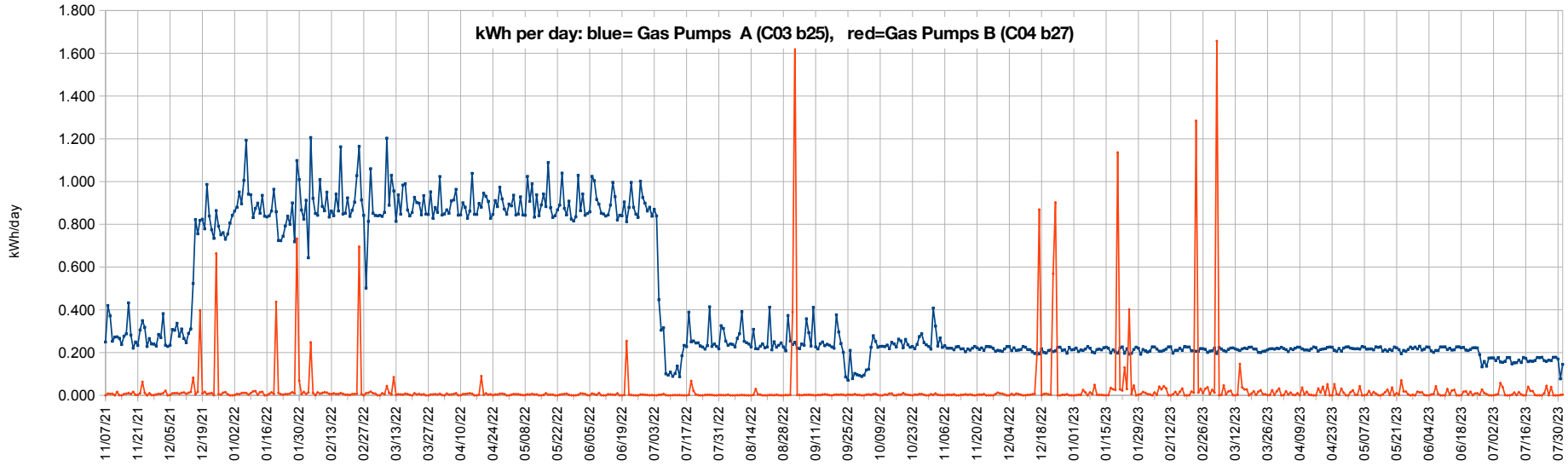
kWh per day: blue= Gas Pumps A (C03 b25), red=Gas Pumps B (C04 b27)
kWh/day
1.800
1.600
1.400
1.200
1.000
0.800
0.600
0.400
0.200
0.000
11/07/21
11/21/21
12/05/21
12/19/21
01/02/22
01/16/22
01/30/22
02/13/22
02/27/22
03/13/22
03/27/22
04/10/22
04/24/22
05/08/22
05/22/22
06/05/22
06/19/22
07/03/22
07/17/22
07/31/22
08/14/22
08/28/22
09/11/22
09/25/22
10/09/22
10/23/22
11/06/22
11/20/22
12/04/22
12/18/22
01/01/23
01/15/23
01/29/23
02/12/23
02/26/23
03/12/23
03/26/23
04/09/23
04/23/23
05/07/23
05/21/23
06/04/23
06/18/23
07/02/23
07/16/23
07/30/23

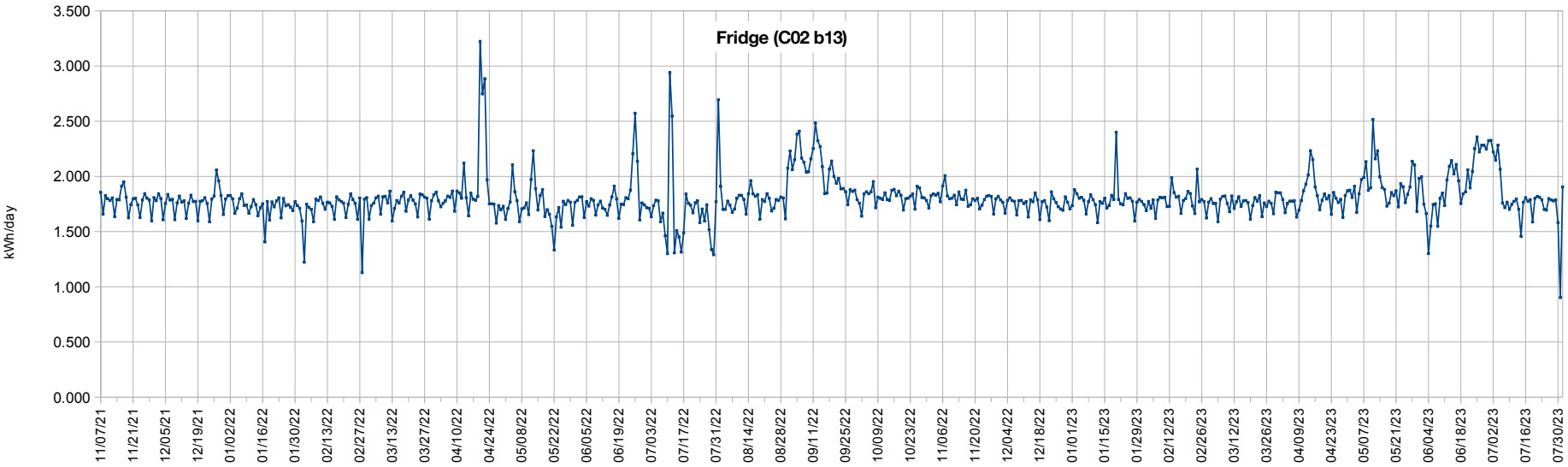
Fridge (C02 b13)
kWh/day
3.500
3.000
2.500
2.000
1.500
1.000
0.500
0.000
11/07/21
11/21/21
12/05/21
12/19/21
01/02/22
01/16/22
01/30/22
02/13/22
02/27/22
03/13/22
03/27/22
04/10/22
04/24/22
05/08/22
05/22/22
06/05/22
06/19/22
07/03/22
07/17/22
07/31/22
08/14/22
08/28/22
09/11/22
09/25/22
10/09/22
10/23/22
11/06/22
11/20/22
12/04/22
12/18/22
01/01/23
01/15/23
01/29/23
02/12/23
02/26/23
03/12/23
03/26/23
04/09/23
04/23/23
05/07/23
05/21/23
06/04/23
06/18/23
07/02/23
07/16/23
07/30/23

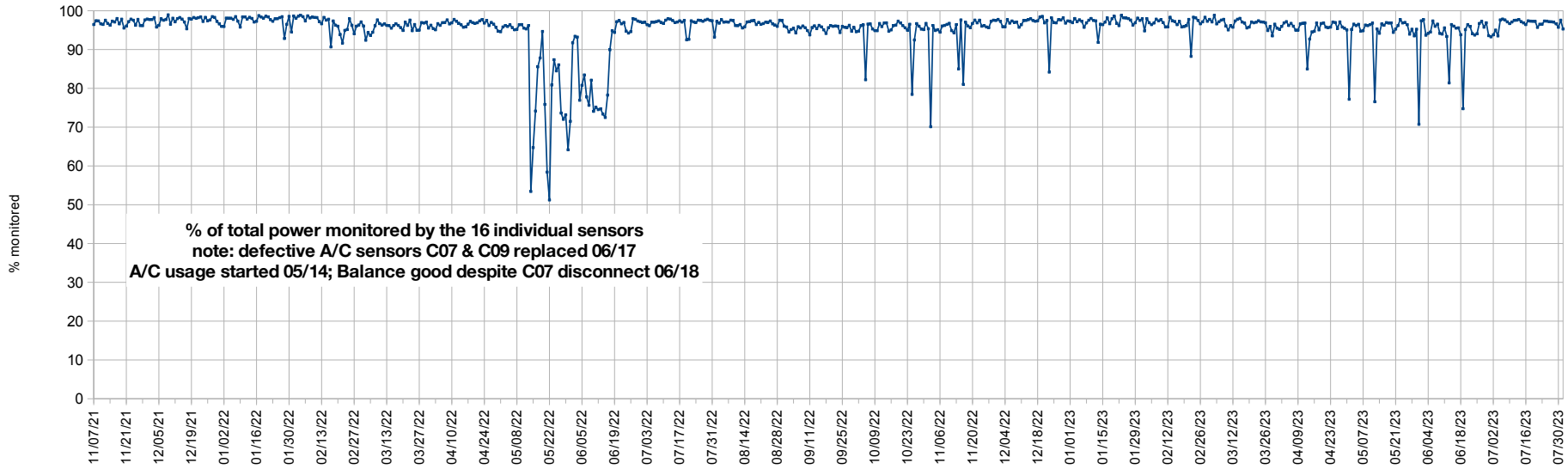
% monitored
100
90
80
70
60
50
40
30
20
10
0
% of total power monitored by the 16 individual sensors
note: defective A/C sensors C07 & C09 replaced 06/17
A/C usage started 05/14; Balance good despite C07 disconnect 06/18
11/07/21
11/21/21
12/05/21
12/19/21
01/02/22
01/16/22
01/30/22
02/13/22
02/27/22
03/13/22
03/27/22
04/10/22
04/24/22
05/08/22
05/22/22
06/05/22
06/19/22
07/03/22
07/17/22
07/31/22
08/14/22
08/28/22
09/11/22
09/25/22
10/09/22
10/23/22
11/06/22
11/20/22
12/04/22
12/18/22
01/01/23
01/15/23
01/29/23
02/12/23
02/26/23
03/12/23
03/26/23
04/09/23
04/23/23
05/07/23
05/21/23
06/04/23
06/18/23
07/02/23
07/16/23
07/30/23